

Turf is typically fixed to the top or side of the perimeter barrier

Metal or fiberglass grating

MIN SLOPE 0.6%

Artificial turf

Play Base


Cement or asphalt

Sand or stone base construction

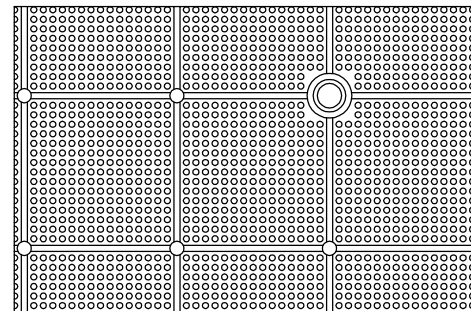
Compacted sub grade formation

Curb and drainage channel footing

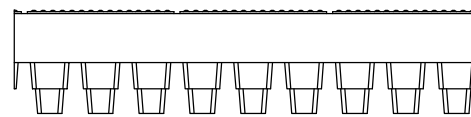
Drainage channel




Brock Play Base 50 / 50 HD



TOP



PROFILE



BOTTOM

**TECHNOAH**

TISANOS WITH PLAY BASE 50 / 50HD  
CEMENT OR ASPHALT IMPERMEABLE BASE

Date

JUNE 2011

NOT TO SCALE

THE INFORMATION CONTAINED IN THIS DRAWING IS THE SOLE PROPERTY OF BROCK INTERNATIONAL. ANY REPRODUCTION IN PART OR AS A WHOLE WITHOUT THE WRITTEN PERMISSION OF BROCK INTERNATIONAL IS PROHIBITED.